



Officials HQ

How to Register as an Umpire

Umpire Registration

Log on to the website using the [link](#) and submit your details as per the information asked



OfficialsHQ Registration

Welcome to OfficialsHQ, world's leading platform that makes umpire and official management, planning, communication, and follow-up a walk in the park.

You are about to register to **Cricket Australia** and its entities. Please follow all the steps and complete the registration.



STEP 1 / 3

1. ACCOUNT

Email address *


First name *

Last name *

Date of birth *

Gender *

Next

Enter your address and contact details as part of step 2 as shown below



OfficialsHQ Registration

Welcome to OfficialsHQ, world's leading platform that makes umpire and official management, planning, communication, and follow-up a walk in the park.

You are about to register to **Cricket Australia** and its entities. Please follow all the steps and complete the registration.



STEP 2 / 3

2. ADDRESS & CONTACT

Number *

Street *

Suburb *

Postcode *

State *

Country *

Mobile phone *

Previous

Next

Verify your details to ensure they are correct and then click on “FINISH”.



OfficialsHQ Registration

Welcome to OfficialsHQ, world's leading platform that makes umpire and official management, planning, communication, and follow-up a walk in the park.

You are about to register to **Cricket Australia** and its entities. Please follow all the steps and complete the registration.



STEP 3 / 3

3. SUMMARY

Please review your data before proceeding

Account

[REDACTED]
[REDACTED]
[REDACTED]
[REDACTED]

Address & Contact

[REDACTED]
[REDACTED]
Victoria
Australia
[REDACTED]

Previous

Finish

Previous step will create your account and send a link to your email account that you have used to register with



OfficialsHQ Registration

Welcome to OfficialsHQ, world's leading platform that makes umpire and official management, planning, communication, and follow-up a walk in the park.

You are about to register to **Cricket Australia** and its entities. Please follow all the steps and complete the registration.



ACCOUNT CREATED

Your new OfficialsHQ account for Cricket Australia was successfully created.

You will receive an email shortly containing further instructions on completing the last steps of your account.

Thank you for using OfficialsHQ for Cricket Australia!

Click on the “Create new password” dialog box in the email that you have received from Officials HQ

Alternate text
https://refassist.com/

An account was created for you in OfficialsHQ using [redacted] as login


Click the following link to create your new password

This link will remain active for 72 hours

[Create new password](#)

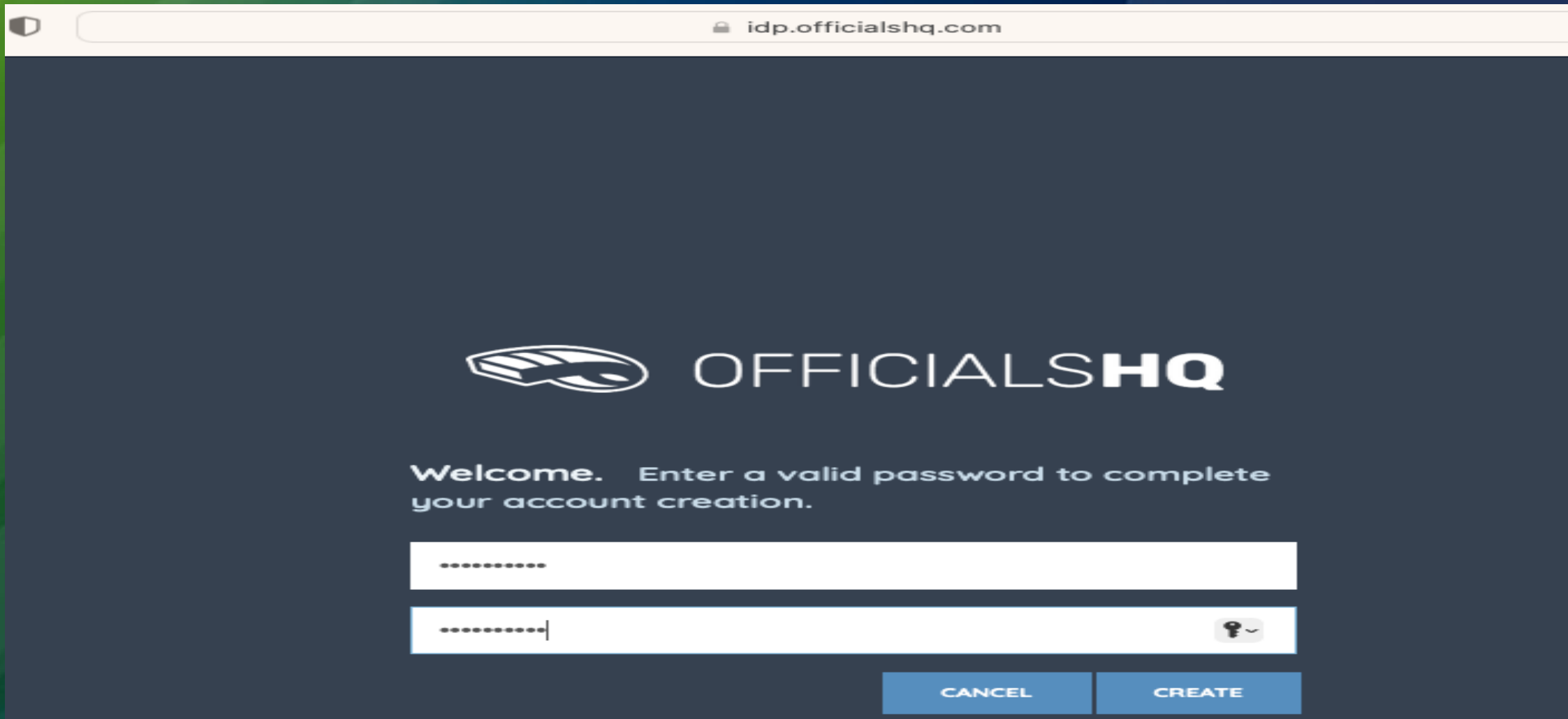
For information about OfficialsHQ and some instructional videos, [click here](#).

Stay Connected With **OfficialsHQ!**




Copyright © 2020 **Movetex**, All rights reserved.

Type in the password that you want to set for your Officials HQ account and then click “Create” as per below.





idp.officialshq.com

 OFFICIALSHQ

Welcome. Enter a valid password to complete your account creation.

.....

.....  

CANCEL CREATE

Start the browser and login to <https://app.officialshq.com> and enter your username & password as shown below



OFFICIALSHQ

Welcome. Please login.

LOGIN

[FORGOT PASSWORD](#)

2021 © Officialshq powered by RefAssist.

Once logged in, Search for your respective association and click on search

Required account completion ✕

- Clubs**
- Role preferences
- Umpire Info
- WWC / Blue card
- Emergency Info
- Banking

Please select all clubs you are associated to.
Select none if you aren't associated with one or more clubs.

Selected associated clubs

Search for clubs i

 🔍

- >> No club
- >> Mid Year Cricket Association

Cancel Next

Double Click on “Your Respective Association” on the clubs page for it to be listed in the “Selected Associated clubs”

Required account completion

- Clubs
- Role preferences
- Umpire Info
- WWC / Blue card
- Emergency Info
- Banking

Please select all clubs you are associated to.
Select none if you aren't associated with one or more clubs.

Selected associated clubs

- >> Mid Year Cricket Association

Search for clubs

>> No club
>> Mid Year Cricket Association

Cancel Next

On the Roles preferences page, select the options as shown on the page below:

Required account completion

- Clubs
- Role preferences**
- Umpire Info
- WWC / Blue card
- Emergency Info
- Banking

! At least 1 role must be selected and multiple panel/role combinations can be selected

State: Organisation:

Role: [Add role preference](#)


State	Umpire panel	Role
No role preferences specified		

[Cancel](#) [Next](#)

Click on “Add Role Preference” to be added as Umpire for your association as shown below”


Required account completion ✕

- Clubs
- Role preferences**
- Umpire Info
- WWC / Blue card
- Emergency Info
- Banking

 At least 1 role must be selected and multiple panel/role combinations can be selected

State: Organisation:







Role: [Add role preference](#)

State	Umpire panel	Role	
Victoria	Mid Year Cricket Association	Umpire	

[Cancel](#) [Next](#)

Select the appropriate reason under “Umpire Info”

Required account completion ✕

 Clubs	<p>How did you find out about us? *</p> <input type="text" value="Via my playing club"/>
 Role preferences	
 Umpire Info	
 WWC / Blue card	
 Emergency Info	
 Banking	

Cancel Next

Enter your details of WWC (Working with Children Check) on the page below


Required account completion

- Clubs
- Role preferences
- Umpire Info
- WWC / Blue card**
- Emergency Info
- Banking

Please add your 'WWC / Blue card' license information if you want to be appointable for youth games. When no license information is added you will not be appointed for youth games

WWC / Blue card number







State

Expiry date


License to upload

Enter the details of your emergency contact on the page below

Required account completion ✕

-  Clubs
-  Role preferences
-  Umpire Info
-  WWC / Blue card
-  **Emergency Info**
-  Banking

Name *

Telephone number *

Relationship *

Cancel Next

On the Banking Page, enter your banking details, this may be used by Association(s) to pay for your officiated games directly in your bank account.

Required account completion ✕

- Clubs
- Role preferences
- Umpire Info
- WWC / Blue card
- Emergency Info
- Banking**

Please enter your main bank account details used for receiving payments. It will be possible to add more bank accounts in your profile after completing the registration process.

Bank name *	ABC Bank	Bank account holder *	Sandip G
Account number *	123456789	Bsb number *	111-000

Cancel Complete

Click on “I agree” to complete the registration steps

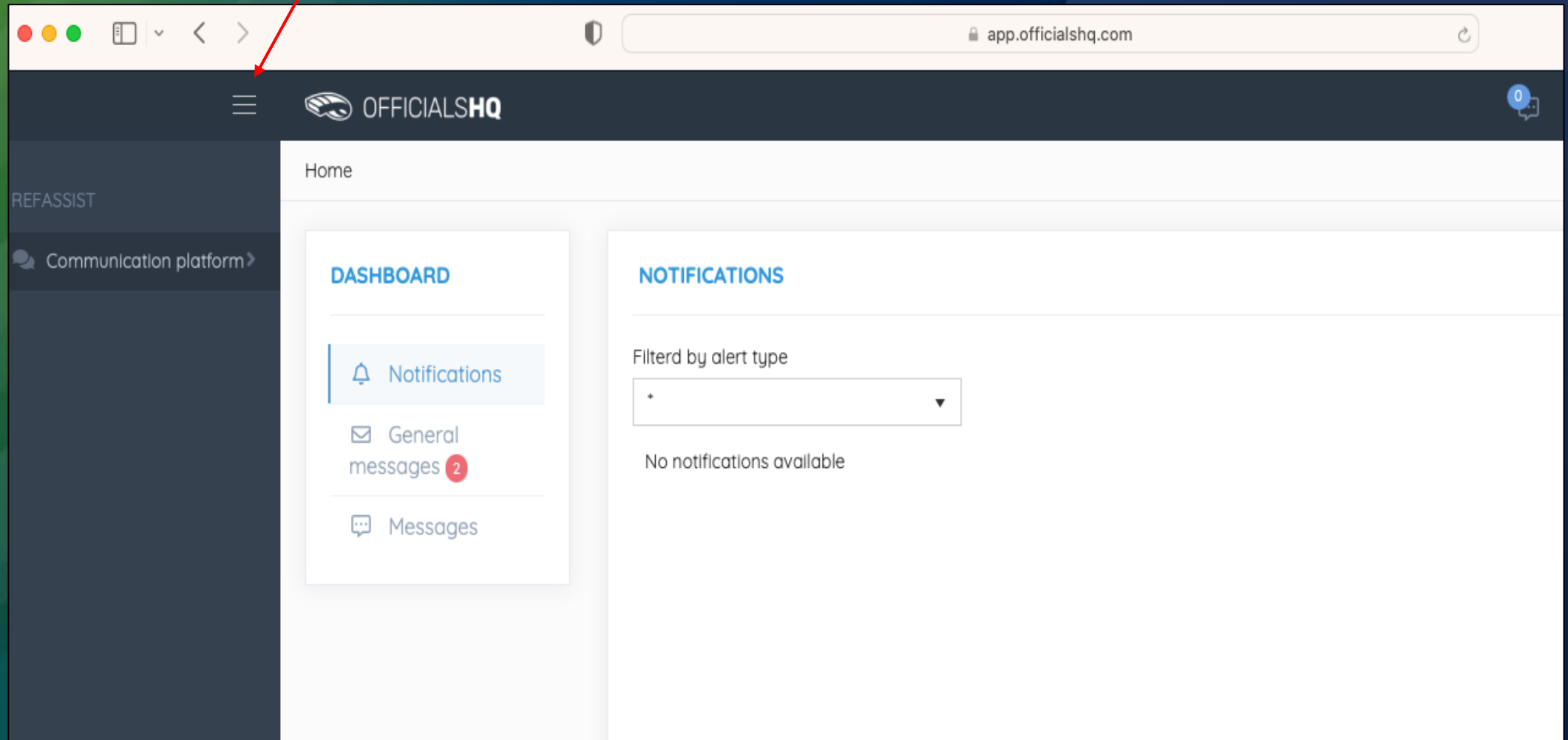
Terms of use

I have read and agree to the [OfficialsHQ Terms of Use](#), as well as the [Australian Cricket Privacy Policy](#) and [Collection Statement](#)

I have read the terms and conditions and agree

- Once you have completed the registration process, close the browser and start again to login using your username & password. Please use the following URL to login: <https://app.officialshq.com>

After Logging on to Officials HQ page, please Click on “Hamburger” sign as shown below and then click on “Communication Platform”





Officials HQ

Thank You